

LYCOMING

ENGINE LOG

SSP-1872-1

The subject aircraft was involved in an incident / accident on **8/14/2025** rendering it a Constructive Total Loss as not repairable within its insured value. For further details refer to insurance claim: **2258078089US**.

Signed: ***Underwriters Salvage Company***

Date: **9/25/2025**

AIG Aerospace Adjustment Services Inc
3500 Lenox Road, Suite 1100
Atlanta, GA 30326

ENGINE LOG

Serial No. _____

Date	Time		REPAIRS - ADJUSTMENTS - SERVICE - REMARKS	Signature	License Number
	Hrs	Min			
			Date: 05/12/2025 Hours: TT: 288.58 Tach: 288.58 Engine TSN: 288.58 Tail#: N32TJ Make: Experimental Model: Aircraft S/N: 140060 ENGINE Lycoming Y10-390-EXP10, S/N: EL-458-80E Performed a condition inspection in accordance with Vans Aircraft checklist. Cleaned, Gapped and rotated spark plugs. Checked magneto timing. Performed a compression check as follows: #1 79/80 #2 79/80 #3 79/80 #4 79/80. Valve condition determined by bore scope (no defects). Cleaned all fuel screens. I certify this engine was inspected in accordance with a condition inspection and is determined to be in a condition for safe operation. Ralph Croft A&P36951701A. <i>Ralph Croft</i>		
6-14	305	35	change Oil Add Tqts 15/50 Aeroshell + Cam Guard change oil filter and clean oil screen		
			Page Total	All Repair Data Must Bear the Endorsement of a Certificated Mechanic, and his Rating and Certificate Number MUST be Shown.	
			Brought Forward		
			Total to Date		

Serial No. _____


**All Repair Data Must Bear the Endorsement of a
Certificated Mechanic, and his Rating and
Certificate Number MUST be Shown.**

Serial No. _____

**All Repair Data Must Bear the Endorsement of a
Certificated Mechanic, and his Rating and
Certificate Number MUST be Shown.**


ENGINE LOG

Serial No. _____

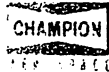
Date	Time		REPAIRS - ADJUSTMENTS - SERVICE - REMARKS	Signature	License Number
	Hrs	Min			
9/20/20	1	55	06 Drain And replace with 8qts Aero Shell 15/50 oil Replace Engin Oil filter/Tempest AA 48110-2 Remove And Inspect Engine Oil Suction Screen Service Engine Air filter. Removed and cleaned And air Boost Pump filter. Cleaned and gapped Spark plugs Checked Magneto timing. Installed Kaulico V2 Fuel And Oil pressure sensors As per AF5 SB 050620A/VAN'S Aircraft SB0006. Compression Test cyl. #1-79 #2-78 #3-79 #4-78		3901224
			Page Total	All Repair Data Must Bear the Endorsement of a Certificated Mechanic, and his Rating and Certificate Number MUST be Shown.	
			Brought Forward		
			Total to Date		

ENGINE LOG

Serial No. _____

Date	Time		REPAIRS - ADJUSTMENTS - SERVICE - REMARKS	Signature	License Number
	Hrs	Min			
9/26/21	1	59	94 Drain And replace with 8qts Aero Shell 15w 50 oil Replace Engine Oil filter/Tempest AA 48110-2 Service Engine Air filter. Cleaned and gapped Spark plugs - Compression Check #1-79 #2-78 #3-79 #4-78		3901224
2/12/23	2	23	30 Drain And replace with 8qts Aero Shell 15w 50 oil Replace Engine oil filter w/ Tempest AA 48110-2, Inspected Engine Oil Suction Screen, Service Engine Air filter, Removed cleaned And air Boost pump. Cleaned, gapped Spark plugs		
			Page Total	All Repair Data Must Bear the Endorsement of a Certificated Mechanic, and his Rating and Certificate Number MUST be Shown.	
			Brought Forward		
			Total to Date		

Serial No. _____

Date	Time		REPAIRS - ADJUSTMENTS - SERVICE - REMARKS	Signature	License Number
	Hrs	Min			
4/25/19	10	30	<p>This Magneto has been upgraded, tested and conforms to all requirements listed in SLICK Service Bulletin SB1-15A and is considered airworthy.</p>  <p>Model Number _____ 4372</p> <p>Serial Number _____ 15080496</p> <p>Repair Station Cert. # _____ JZMR441L</p> <p>Repair Station Agent _____ Shelia Day</p> <p>Date _____ 04/17/2019</p>		
			Page Total		
			Brought Forward		
			Total to Date		

All Repair Data Must Bear the Endorsement of a Certificated Mechanic, and his Rating and Certificate Number MUST be Shown.

Serial No. _____

[illegible]

ENGINE LOG


Serial No. _____

Date	Time		REPAIRS - ADJUSTMENTS - SERVICE - REMARKS	Signature	License Number
	Hrs	Min			
9/25/18	85	35	Drain And refill w/8 qts Aero Shell 15/50 R&R OIL Filter w/Champion CH48110-1 Removed Eng oil pressure Screens - Checked clean, cleaned, oiled Air filter. Engine Compartment inspected - cleaned Engine ran - no leaks. OK for Service	Long & Short	3901224
9/25/18	85	35	VAN'S Service Bulletin 18-05-21 Action Completed this Date	Long & Jackson	3901224
			Page Total	All Repair Data Must Bear the Endorsement of a Certificated Mechanic, and his Rating and Certificate Number MUST be Shown.	
			Brought Forward		
			Total to Date		

ENGINE LOG

Serial No. _____

Date	Time		REPAIRS - ADJUSTMENTS - SERVICE - REMARKS	Signature	License Number
	Hrs	Min			
4/25/19	101	30	<p>This Magneto has been upgraded, tested and conforms to all requirements listed in SLICK Service Bulletin SB1-15A and is considered airworthy.</p> <p>Model Number: <u>4370</u></p> <p>Serial Number: <u>15080672</u></p> <p>Repair Station Cert. # <u>IZMR441L</u></p> <p>Repair Station Agent: <u>Sheila Day</u></p> <p>Date: <u>04/23/2019</u></p>		
			</		



ENGINE LOG

Serial No. _____

Date	Time		REPAIRS - ADJUSTMENTS - SERVICE - REMARKS	Signature	License Number
	Hrs	Min			
9/22/16	0	0	FILL With 9 qts AeroShell #40 mineral oil	Jerry C. Jordan	Repairman No. 3901224
12/15/16	35	38	Drain And refill with 8 qts AeroShell 15W-50 R+R OIL FILTER With Champion CH 48110-1 Removed And inspected Oil Sump pressure Screen Both OIL FILTER And pressure Screen checked clean of any metals or contaminants	Jerry C. Jordan	3901224
9/12/17	50	25	R+R ODYSSEY BATTERY PC680	Jerry C. Jordan	3901224
			Page Total	All Repair Data Must Bear the Endorsement of a Certificated Mechanic, and his Rating and Certificate Number MUST be Shown.	
			Brought Forward		
			Total to Date		

ENGINE LOG

Serial No. _____

Date	Time		REPAIRS - ADJUSTMENTS - SERVICE - REMARKS	Signature	License Number
	Hrs	Min			
1/7/18	65	35	Drain and ref. ll w/8 qts AeroShell 15W 50 R+R Oil Filter w/Champion CH 48110-1. Removed oil pressure Screen - Checked Clean Air Filter cleaned & Oiled. Brake Fluid Added. Replaced #2 heat Muff brackets (4 ea) Clean/gap Spark Plugs - #3 cyl CHT probe moved to #2 cyl - No. 2 Cyl CHT probe moved to #3 cyl.	Jerry C. Jordan	Repairman No. 3901224
5/					

LYCOMING

Reciprocating Engine Certificate of Conformance

This is to certify that the engine as described hereinafter has been manufactured / ground operation tested as prescribed by Lycoming drawing(s), specification(s) and/or other documents detailed within the bills of material. All applicable requirements including Lycoming Service Publications have been complied with at time of manufacture. Refer to enclosed Form ET001 for applicable accessory part numbers and serial numbers.

Part Number: YENPL-RT10721
Serial Number EL-458-80E
Engine Model YIO-390-EXP10
Work Order AR617976
Total Time 0 New

Form 2700 Rev. 05/13

Low L Adams 9/25/15
Authorized Representative Date

Cage Code 1XP50 AS9100 Registered
652 Oliver Street Williamsport, PA 17701 U.S.A
Lycoming Engines is a division of Avco Corporation

ENGINE DESCRIPTION

Mfgr.	LYCOMING	Place	Williamsport, PA 17701	Date	
Type	I/O-390	Model	YIO-390-EXP10	Serial No.	EL-458-80E
Rated H.P.	210	Max. H.P.		Weight (Dry)	
Rated R.P.M.	2700	Max. R.P.M.		Oil Pressure	
Bore	5.319	Stroke	4.375	Displacement	389 Cu. In.
Compression Ratio	8.9:1	Supercharger Ratio			
Reduction Gear Ratio					
Propeller	HC-C2YR-1BFP/F7497	Hub Design		Hub Serial No.	NS 2464B
Blade Design		Blade Serial No.	L62095	Blade Serial No.	L62096
Max. Hub H.P.		Max. Blade H.P.			
Pitch		Diameter		Length	
Name					
Address					

LYCOMING

652 Oliver Street
Williamsport, PA 17701 U.S.A.
570/323-6181

ENGINE LOG AND MAINTENANCE RECORD

RECORD OF LYCOMING Y10-390-EXP10 EL-458-80E
MAKE MODEL SERIAL

FROM _____ 20 _____ TO _____ 20 _____

DETAILING TIME FROM _____ TO _____
HOURS HOURS

SSP-1872-1

© 1994 by Textron Lycoming "All Rights Reserved"

October 1994